



STUDENTS' PERCEPTION ON USING GOOGLE FORM AS A READING COMPREHENSION ASSESSMENT AT SMAN 3 BUKITTINGGI

Iwila Trisma¹

UIN Sjech M.Djamil Djambek Bukittinggi

Arifmiboy²

UIN Sjech M.Djamil Djambek Bukittinggi

Melyan Melani³

UIN Sjech M.Djamil Djambek Bukittinggi

Loli Syafitri⁴

UIN Sjech M.Djamil Djambek Bukittinggi

Alamat: Jl. Gurun Aua, Kubang Putiah, Kec. Aur Birugo Tigo Baleh Bukittinggi

Korespondensi penulis: iwilatrisma28@gmail.com.¹ arifmiboy@yahoo.co.id.²

melyanmelani@gmail.com.³ safitiriloli@gmail.com.⁴

Abstract. *The research was due to several problems found in the field: not all students can use the google form in an independent reading comprehension assessment, and the lack of practicality and effectiveness of students in using the google form as a reading assessment. The research is aimed to find out students' perceptions of using Google Forms. This research used descriptive quantitative research. Descriptive research is a kind of research method to describe and interpret an object naturally. The instrument in this study used a questionnaire to determine students' perceptions of the use of Google Forms as an assessment of reading comprehension. Data were collected from questionnaires which were distributed to each sample, besides that data analysis was carried out by identifying respondents' answers, and analyzing data. In this study, the population is all students of class X SMAN 3 Bukittinggi which consists of 3 departments amounting to 367 people. And the samples were 2 classes of Mathematics and Natural Sciences I and MIPA II whose samples used purposive sampling. Data analysis was carried out by identifying respondents' answers, calculating the percentage of each indicator, and concluding. The results of this study indicate that students' perceptions using google form as a reading comprehension assessment found in the practicality indicator with a percentage of 86.80% very practical, then the effectiveness indicator 82.81% is very effective. It can be concluded that students have a good perception of the use of Google Forms as an assessment of reading comprehension.*

Keywords: *Perception, Reading Comprehension Assessment, Google Form*

Abstrak. Penelitian ini dilaksanakan beberapa permasalahan yang ditemukan dilapangan: tidak semua siswa bisa menggunakan google form dalam penilaian pemahaman membaca dengan alasan tersendiri, kurangnya kepraktisan dan keefektifan siswa dalam menggunakan google form sebagai penilaian pemahaman membaca. Tujuan dari penelitian ini adalah untuk mengetahui persepsi siswa dalam menggunakan google form.

Received Oktober 30, 2023; Revised November 2, 2023; November 16, 2023

*Corresponding author, e-mail address

Penelitian ini menggunakan penelitian deskriptif kuantitatif. Penelitian deskriptif adalah sejenis metode penelitian untuk menggambarkan dan menafsirkan suatu objek secara alami. Instrumen pada penelitian ini menggunakan kuisioner untuk mengetahui persepsi siswa terhadap penggunaan google form sebagai penilaian pemahaman membaca. Data dikumpulkan dari angket yang dibagikan pada tiap sampel, selain itu analisa data dilakukan dengan mengidentifikasi jawaban responden, menganalisis data. Pada penelitian ini, populasinya adalah seluruh siswa kelas X SMAN 3 Bukittinggi yang terdiri dari 3 jurusan berjumlah 367 orang. Dan sampelnya adalah 2 kelas MIPA I dan MIPA II sampelnya menggunakan purposive sampling. Untuk analisa data dilakukan dengan mengidentifikasi jawaban responden, menghitung persentase dari setiap indikator dan menarik kesimpulan. Hasil dari penelitian ini menunjukkan pada persepsi siswa dalam menggunakan google form pada penilaian pemahaman membaca terdapat pada indikator kepraktisan dengan persentase 86,80% sangat praktis, kemudian pada indikator keefektifan 82,81% sangat efektif. Dapat disimpulkan bahwa rata-rata siswa memiliki persepsi bagus terhadap penggunaan google form sebagai penilaian pemahaman membaca

Kata Kunci: Persepsi, Reading Comprehension Assessment, Google Form

INTRODUCTION

Student perception is a student's point of view about an object in the school environment so that perception is interpreted. Perception can give meaning interpretation not just meaning and student perception is something that is very important in the learning process. Moreover, student perception in the use of google form on reading comprehension assessment. In the perception of students to see how the effectiveness and practicality of students in using the google form.

Along with the development of the world of education, it always experiences changes that are indirectly influenced by science and technology, responding to an increasingly sophisticated technological era with one of its goals, namely to facilitate the implementation of education, especially the use of google forms as an assessment of reading comprehension.

Similarly, google forms has any other meaning is service forms google possible for make survey, question answer with feature online form can costume suitable with someone need. Sometime many students don't understand using google forms where used very easy don't has many step doing. In general google forms is tools can assist send survey, planning an event, collect information efficiently and easily and than google forms is a service which is included in google drive together with google document ,google slides and google sheet¹.

Google forms has some advantages can be seen using for make questioner form, collect data and information, tidy up business data as quickly and digital, analysis answer result insert form and can doing edit process as efficient . There is function google form for world of education as more give online rehearsal assignments through the website page and than if make something google forms the results are immediately arranged and analyzed automatically, and there is has some disadvantages using google forms only cant using equation directly because google form program before can using math symbol every manufacture form.

¹ Jahron.N.N, *Pengembangan tes tertulis pendidikan agama islam berbasis online menggunakan google* ,UIN Raden Intan Lampung, 2018

Using Google forms can as tool assessment reading comprehension because support the paper saving program as a form of environmental care. More than the time required is more efficient and easier. The relationship between google form with students perception is very close, whereas the students must be using google form as a reading comprehension assessment.

Reading comprehension assessment using google forms is an excellent way to teach and assess reading comprehension. Because ease operate application students access at school or at home, all teachers using google forms learning process. Add that increased engagement with a digital activity and recipe great reading comprehension lesson.

In this preliminary research, the researcher also did interview with the students when in the use of Google Forms in the assessment of reading comprehension. Then the research found several problems in the learning process. That is in practicality and effectiveness in the use of google forms. Firstly it was found that students didn't understand using Google Forms as reading comprehension assessment, it was found that students didn't understand using Google Forms as a reading comprehension assessment, for example assignments using google forms. Students feel less able to use the google forms and do not find the ease or practicality in accessing the google forms.

Secondly, the problems that occur in using the google forms are found in browsers that do not support, internet connection problems. So that students are very difficult to use google forms on the assessment of reading comprehension assessment.

The last problem, mostly students the in effectiveness using google forms as a reading comprehension assessment, so that students don't try optimally in using the google forms as long as it is not used properly so that results are not optimal.

Then, based on the researcher's observation, students are less interested in using the google forms as a reading comprehension assessment, which is when students use the google forms if in an urgent situation the teacher is asked.

Based on the theories and the problems above, the researcher was interested to conduct the research with the title "Students Perception on Using Google Form as A Reading Comprehension Assessment at Ten Grade SMAN 3 Bukittinggi". This study aimed to know the ten grade students perception using google form as a reading comprehension assessment.

LITERATURE REVIEW

Reading comprehension is understanding what one reads through a combination of decoding and language fluency. When an individual does not comprehend what they are reading, they can read the same information multiple times and not remember what is being conveyed to them. They do not internalize the information and they are not actively interacting with the reading².

Perception is one of the important psychological aspects because by perception we know about the kinds of phenomenon which exist in our environment. People have different perceptions on an object. It can be positive or negative ways outside³.

² Lynn Snider, PbD, Donna Caccamise, PbD, "The Assessment of Reading Comprehension Consideration and Caution", Top Lang Disorders, 2018.

³Ibid, P.3

Google Forms is survey administration software included as part of the free web-based Google Docs Editor suite offered by Google. And than definition about google form is a tool that allows collecting information from users through personalized surveys or quizzes. The information is then aggregated and automatically linked to a spreadsheet. The spreadsheet is filled with surveys and quiz responses. The Forms service has gone through a few things over the years. New features include, but are not limited to, menu search, scramble for random orders, limit responses to one time per person, shorter URL⁴

RESEARCH METHOD

This research uses descriptive quantitative research. Descriptive research is a kind of research method to describe and interpret an object naturally.⁵ The purpose of this research is to describe the phenomena existing in field in order to get the information base on data collection. Quantitative research is a process to get knowledge or information by using numerical data as the tool to get what information which is intended to be known.⁶ The Population in this research was all of the ten grade students of SMAN 3 Bukittinggi. The steps taken by researcher to collect the data, as follow:

1. The researcher distributed the questionnaire to the respondents as sample of the research.
2. The researcher asked respondents to choose the optional answer that is provide in the questionnaire.
3. The researcher gave a time to the respondents to answer the question.
4. The researcher collected the questionnaire.

Technique of Data Analysis. This data were analyzed through instrument to get the research result after collect the data. In describing the data of the students' perception on teacher's nonverbal communication in teaching English, the researcher followed these following steps:

- a. The researcher collected the students questionnaire.
- b. The researcher tabulated the data from the students' answer.
- c. The researcher calculated the percentage of the data. The researcher used technique for analysing the data by using the formula that suggested by Sudijono, as follows:⁷

$$P = \frac{f}{n} \times 100\%$$

Where : P = percentage of the result

f = frequency of total score

n = total amount of the sample

- d. Then, the researcher found mean of the data by using formula that suggested by Sudijono as follow⁸:

$$Mx = \frac{\sum x}{n}$$

Where: Mx = mean

$\sum x$ = total of the percentage

⁴ Duino, Justin, "Google Forms", becomes more powerful w/ new Intelligent response validation, P.2, 2017.

⁵ Kuntjojo *Metodologi Penelitian*, Kedri : Universitas Nusantara PGRI, 2009). P.29

⁶ Margono, "Metodologi Penelitian Pendidikan" *Komponen MKDK*, Rineka Cipta, Jakarta, P.105-106, 2007.

⁷ Anas Sudijono, *Pengantar Statistik Pendidikan*, Jakarta, PT Raja Grafindo, P.43. 2014.

⁸ Ibid, P.43

n = amount of items

FINDING AND DISCUSSION

A. Findings

There would be two parts of this section. There were description of the data which described about the overall description of the finding and analysis of the data which provided the analysis of the finding. The finding of this research was used to answer the research question “what is the students’ perception using google form as a reading comprehension assessment?”

1. Description of the Data

This research used survey method with descriptive quantitative research. The data collected from the ten grade students of SMAN 3 Bukittinggi. The sample of this research were 367 students. To collect the data the researcher used questionnaire as instrument. The instrument that was used in this research to find out the students perception using google form as a reading comprehension assessment was questionnaire. There were 72 students of 367 students that filled the questionnaire in this research. The respondents responded the questionnaire in google form. There were 10 items of the questionnaire which were divided into 2 categories. There were 2 steps of google form as reading comprehension assessment.

The raw finding of the research could be viewed on the table below:

Table 4.1 The Result of the Questionnaire

NO	Indicator	Sub-Indicator	SA	A	D	SD	Amount	%
1.	Google form as a reading comprehension assessment	Practically	40	31	1	0	72	86,80%
2.			38	34	0	0	72	
3.			30	40	2	0	72	
4.			31	41	0	0	72	
5.		Effectiveness	30	37	5	0	72	82,81%
6.			24	42	6	0	72	
7.			23	47	2	0	72	
8.			17	37	18	0	72	
9.			50	19	3	0	72	
10.			27	43	2	0	72	

Description :

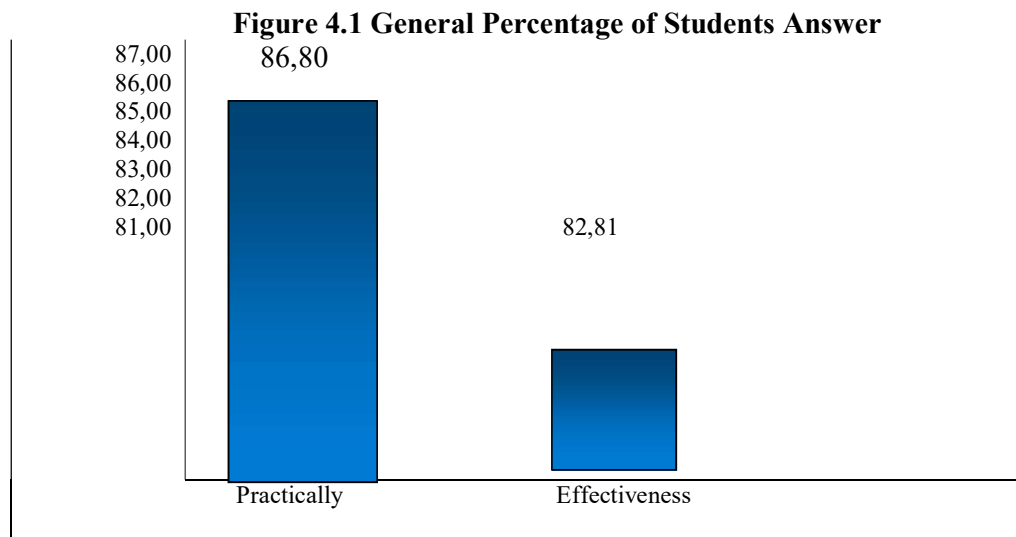
SA = Strongly Agree

A = Agree

D= Disagree

SD= Strongly Disagree

The chart below showed the percentage of two sub indicators and each of them had different level of percentage. This description of the data about students perception using google form as a reading comprehension assessment at Ten Grade of SMAN 3 Bukitinggi are as follow:



The Chart above explained the total percentage practically and effectiveness of the students perception using google form as a reading comprehension assessment at Ten Grade of SMAN 3 Bukittinggi. The highest sub indicators that was chosen was the practically using google form as a reading comprehension assessment (86,80) very practically, and effectiveness (82,81) very effective. The percentage was gotten by finding the average of each process chosen by the students.

2. Analysis of the Data

a. Practically

There were several items to know the students' perception using google form as a reading comprehension assessment on it through the practically. The detail description showed on the table below:

Table 4.2 Students Perception of Practically using Google Form as A Reading Comprehension Assessment

No. items	Strongly Agree		Agree		Disagree		Strongly Disagree	
	N	%	N	%	N	%	N	%
1	40	55,55%	31	43,05%	1	1,38%	0	0%

2	38	52,77%	34	47,22%	0	0%	0	0%
3	30	41,66%	40	55,55%	2	2,77%	0	0%
4	31	43,05%	41	56,94%	0	0%	0	0%
Mean		193,03:4=48,25%		202,76:4=50,69%		4,15:4=1,03%		0%

Note: See Appendix for detail analyze

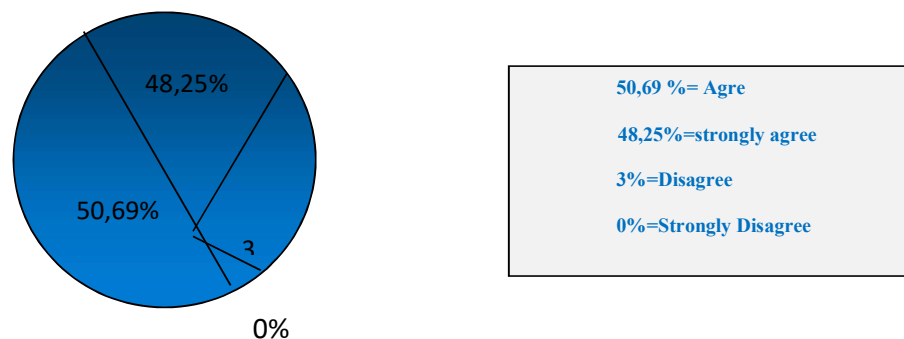
The first item was “*Saya dapat mengakses google form dengan mudah*” based on the table above, there were 55,55% of the students that responded strongly agree, 43,05 % of the students responded agree, 1,38% of the students responded disagree, and only 0 % of the students responded strongly disagree. This means that most of the students which were 55,55%,responded that were strongly agree that they statements using google form as a reading comprehension assessment.

The second item was “*Saya dapat menggunakan Google Form dengan semua jenis smartphone atau laptop*” based on the table above, there was 52,77% of the students that responded strongly agree,47,22% of the students responded agree,0 % students responded disagree and last 0 % students responded strongly disagree. This mean that most of the students which were 52,77%, responded that they were strongly agree that all students in using google form as a reading comprehension assessment.

The third item was “*Saya dapat dengan mudah mengisi jawaban di Google form*” based on the table above, there were 41,66% of the students that responded strongly agree, 55,55 % of the students responded agree, and only 2,77% of the students responded disagree, and last 0% of the students responded strongly disagree. This mean that most the students 55,55%, responded that they agree that the students using google form as a reading comprehension assessment.

Last items was “*Saya tidak perlu menggunakan kertas saat mengerjakan tugas di Google Fom*” based on the table above, there were 43,05% of the students responded strongly agree, 56,94% of the students responded agree,0% of the students responded disagree and last 0 % of the students responded strongly disagree. This mean that most of the students which were 56,94%, responded that they were agree that the using google form as a reading comprehension assessment.

Figure 4.2: The Percentage students Perception using Google Form as A Reading Comprehension Assessment



Based on diagram above, it showed that generally the higher answer from the four items was agree 50,69%. The second was strongly agree with the total

percentage 48,25 %. The third was disagree with the total percentage 3 %, the last disagree with the total percentage 0%.

Table 4.3 The Total Percentage of Students Perceptions of Pratically using Google Form as A Reading Comprehension Assessment

No	SA	A	D	SD	Total Score	%	Interpretation
	N	N	N	N			
1	40	31	1	0	255	88,54	Very Practically
2	38	34	0	0	254	88,19	Very Practically
3	30	40	2	0	244	84,72	Very Pratically
4	31	41	0	0	247	85,76	Very Practically
						347,21:4=86,80	Very Practically

Note: See appendix for detail analyze

The table 4.3 above was perception of the students related to the practically using google form as a reading comprehension assessment. It was found the students perception practically using google form as a reading comprehension assessment was 86,80% which according Blaike interpretation table was very practically perception. It was gotten from the sum percentage divided by the amount of items and timed with 100%.

b. Effectiveness

There were several items to know the students perception effectiveness using google form as a reading comprehension assessment. The detail description showed on the table below:

Table 4.4 Students Perception Effectiveness using Google Form as A Reading Comprehension Assessment

No. Items	Strongly Agree		Agree		Disagree		Very Disagree	
	N	%	N	%	N	%	N	%
5	30	41,66%	37	51,38%	5	6,9%	0	0%
6	24	33,33%	42	58,33%	6	8,33%	0	0%
7	23	31,94%	47	65,27%	2	2,77%	0	0%
8	17	23,61%	37	51,38%	18	25%	0	0%
9	50	69,4%	19	26,38%	3	4,16%	0	0%
10	27	37,5%	43	59,72%	2	2,77%	0	0%
Mean		237,44:6=39,57		292,46:6=48,74		49,93:6=8,321		0%

Note: See appendix for detail analyze

Based on the table above, there were 6 items in the questionnaire that were about effectiveness of using google form as a reading comprehension assessment.

The First item was “*Saya merasa efisien dalam mengirimkan tugas kapan saja dan dimana saja dengan menggunakan Google form*” based on the table above, there were 41,66% of the students that responded strongly agree, 51,38 % of the students responded agree, 6,9 % of the students that responded disagree, and none of the students responded strongly disagree. This means that most of the

students which 51,38 %, responded that they were agree that students can using google form as a reading comprehension assessment.

The second items was “*Saya merasa Google Form jelas dan mudah dimengerti*” based on the table above, there were 33,33 % of the students responded strongly agree, 58,33 % of the students responded agree, 8,33% of the students responded disagree, and none of the students responded strongly disagree. This mean that most students which were 58,33%, responded they were agree that students can using google from as a reading comprehension assessment.

The Third items was “*Saya merasa senang dan nyaman dengan layanan google form*” based on the table above, there were 31,94% of the students responded strongly agree, 65,27% of the students responded agree, 2,77% of the students responded disagree and none of the students responded strongly disagree. This mean that most of students which were 65,27%, responded that can using google form as a reading comprehension assessment.

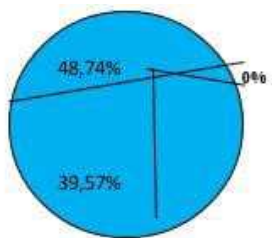
The fourth items was “*Saya cepat memperoleh informasi yang akurat dan efektif dari Google Form*” based on the table above, there were 23,61% of the students responded strongly agree, 51,38% of the students responded agree, 25% of the students responded disagree and none of the students responded strongly disagree. This mean that most of students which were 51,38%, responded that can using google form as a reading comprehension assessment.

The five items was “*Saya merasa Google Form sangat bagus dalam memenuhi kebutuhan penilaian*” based on the table above, there were 69,4% of the students responded strongly agree, 626,38% of the students responded agree, 4,16% of the students responded disagree and none of the students responded strongly disagree. This mean that most of students which were 69,4%, responded that can using google form as a reading comprehension assessment.

The Last items was “*Saya dpat menggunakan kembali Google Form secara terus menerus*” based on the table above, there were 37,5% of the students responded strongly agree, 59,72% of the students responded agree, 2,77% of the students responded disagree and none of the students responded strongly disagree. This mean that most of students which were 59,72%, responded that can using google form as a reading comprehension assessment.

From the number of respondent answers, the fourth until ten item had the general percentage for each answer. It was described in diagram below:

Figure 4.3 The Percentage Students Perception Effectiveness of using Google Form as A Reading Comprehension Assessment



48, 74 % = agree

39, 57% =strongly agree

8,32% =disagree
0% = strongly disagree

Based on diagram above, it showed that generally the higher answer form the six items was agree with total percentage 48,74%, the second was strongly agree with the total percentage 39,57%, the third was disagree with total percentage 8,32% and last was strongly disagree 0 %.

Table 4.5 The total Percentage of Students Perception of Effectiveness using Google Form as A Reading Comprehension Assessment

No	SA	A	D	SD	Total Score	%	Interpretation
	N	N	N	N			
5	30	37	5	0	241	83,68%	Very Effective
6	24	42	6	0	234	81,23%	Very Effective
7	23	47	2	0	237	82,29%	Very Effective
8	17	37	18	0	215	74,65%	Effective
9	50	19	3	0	263	91,31%	Very Effective
10	27	43	2	0	241	83,68%	Very Effective
Mean						496,94:6= 82,81	Very Effective

Note: See appendix for detail analyze

The Table 4.5 above was perceptions of the students related to effectiveness using google form as a reading comprehension assessment. It was found that students using google form as a reading comprehension assessment was 82,81% which to Blaike table was very effective . It was gotten from the sum of percentage divided by the amount of items and timed with 100%.

B. Discussions

Reading comprehension assessment for goggle form as a students in X MIPA 1 and X MIPA 2 SMA N 3 Bukittinggi. the practicality of using google forms. To simplify administrative programs, Google Forms provides the benefit of simplifying the implementation of surveys. A teacher who is doing research can use the google form for the purpose of collecting data in the form of a questionnaire.

More than student practically using google form as reading comprehension assessment there is four practically found every day, Student accuracy in do assignments using google forms, Cultivate an attitude of curiosity when doing, assignments by using google forms givens, Student's quick action in dealing with assignments using google forms and than Increase students' insight about easy google forms studied, and the result the student practically using google form as reading comprehension assessment there is four statement can be option as percentage highest score statement one 82,81 %very effective.

The second list indicator can be see that about Effectiveness comes from the basic word effective. Drafting word effective has the meaning of effect. So the effectiveness is activeness, usability, the existence of conformity in an activity of people who carry out tasks with the intended target. Based on the description then

effectiveness is a condition which shows how far the plan can be achieved. The more plans you can achieved, the more effective the activity, so the word effectiveness can also be interpreted as the level of success that can be achieved from a certain way or business in accordance with goal to be achieved. Effectiveness is used as a benchmark to compare between plans and the process carried out with the result achieved. So to determine effective whether or not a program is needed effectiveness measures. The percentage effectiveness form six item the students using goggle form as a reading comprehension assessment (82,81 %).

All total of percentage student practically using google form as reading comprehension assessment in percentage 86,80 % all total after average. And than the percentage effectiveness only 82,81 % in six item all total after average.

In summary, the students' perception using google form as reading comprehension assessment the X MIPA 1 and X MIPA 2 SMA N 3 Bukittinggi. First, students' perception on students practically is 86,80%. Based on the percentage, it can be interpreted that the students have very practically perception on this indicator. Second, students' perception on students effectiveness 82,81% in rating quality very effective. Over all, the students' perception using google form as a reading comprehension assessment at the X MIPA I and X MIPA II SMAN 3 Bukittinggi.

CONCLUSION AND SUGGESTION

Based on the finding and discussion that have been presented above, the researcher concluded that: Students perception using google form as a reading comprehension assessment in practicality has the very practical. It can be seen based on the total percentage was 86,80%. Students perception using google form as a reading comprehension assessment in effectiveness has the very effective. It can be seen based on the total percentage was 82,81%. **Suggestions.** It is hope that the English teacher always trying to use and practical and effective the using google form as a reading comprehension assessment.

REFERENCES

- Anas Sudijono. 2014. *Pengantar Statistik Pendidikan*, Jakarta, PT Raja Grafindo.
- Duino, Justin. 2017. *Google Forms. Becomes more Powerful w/new Intelligent Response Validation*
- Jahron.N.N. 2018. *Pengembangan tes tertulis pendidikan agama islam berbasis online menggunakan google* ,UIN Raden Intan Lampung.
- Kuntjojo.2009. *Metodologi Penelitian* ,Kedri : Universitas Nusantara PGRI.
- Lynn Snider, PbD, Donna Caccamise, PbD. 2018. *The Assessment of Reading Comprehension Consideration and Caution*. Top Lang Disorders
- Margono. 2007. *Metodologi Penelitian Pendidikan*. Jakarta: Komponen MKDK, Rineka Cipta